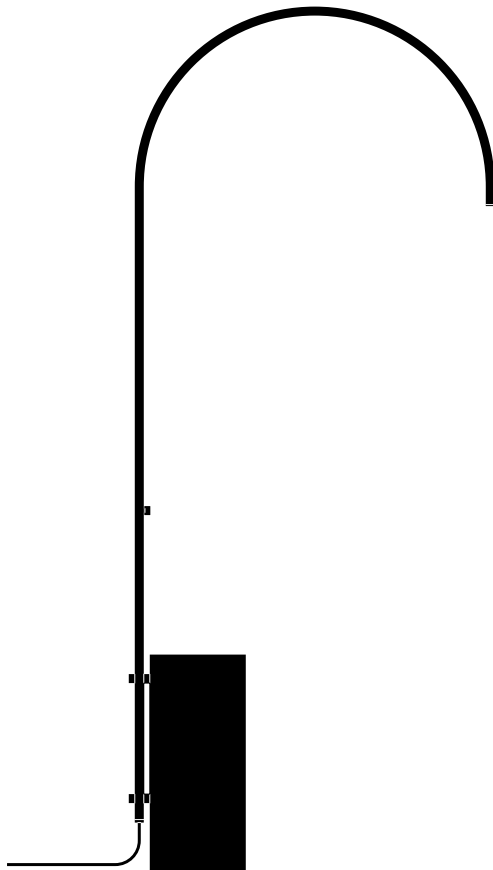


Cane Floor Lamp

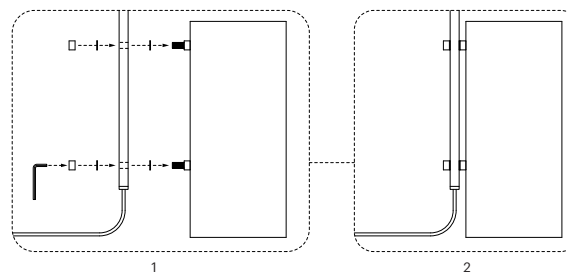
Installation and Product Guide



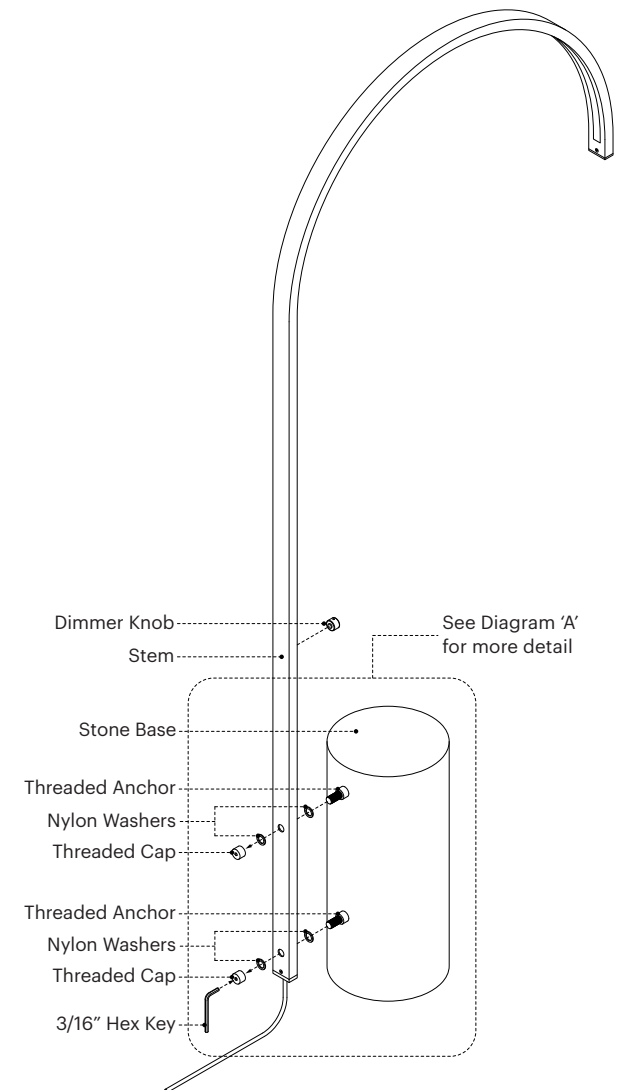
INSTALLATION INSTRUCTIONS

- (1) Carefully unwrap and place **Stone Base** in preferred room location. The stone is fragile, do not tip or place on bottom edge when positioning. Do not use a knife to remove packaging.
- (2) Place a **Nylon Washer** on both **Threaded Rods**.
- (3) Carefully unwrap **Stem** and align holes at the base with **Threaded Rods**. Push **Stem** onto **Threaded Rods** till it is flush with the first set of **Nylon Washers**. Refer to diagram to the right for proper orientation. Do not use a knife to remove packaging.
- (4) Place a second **Nylon Washer** on the remaining exposed section of both **Threaded Rods**.
- (5) Hand screw on both **Threaded Caps** and tighten with the **Hex Key** provided. See Diagram 'A' below for more detail.
- (6) Plug in fixture and adjust light output with the **Dimmer Knob** on the front face of the stem.

Diagram A



INSTALLATION DIAGRAMS



Flexible LED Module (>60,000 Hour Lifespan)
Universal Voltage 120V-277V, 50Hz/60Hz



CARE INSTRUCTIONS

For removing oils from metal surfaces after handling, or for removing moisture, grease, or dirt, wipe or rub lightly with a dry microfiber or cotton cloth.

Do not use any abrasive or acidic household cleaning products on product surfaces.

For the best maintenance of the product, protect against sunlight, heat, or any other natural elements.

DIMMER COMPATIBILITY

LUTRON:

CASETA WIRELESS PD-6WCL
DIVA CL DVCL-153P-WH
DIVA ELV DVELV-303P
DIVA 0-10V DVSTV
DIVA 0-10V DVTV
HOME WORKS HQRD-6A
HOME WORKS HQRD-6NA
MRF2-6ELV-120-WH
MAESTRO MRF2-6ELV-120-WH
MAESTRO RF RRA-6D
MAESTRO RF RRA-6NA
MAESTRO RF RRA-6ND
MAESTRO MAELV-600
MAESTRO MSCELV-600M
MAESTRO CL MACL-153MH
MAESTRO IR MIRELV-600
MAESTRO WIRELESS MRF2-6ELV-120
NOVA T NTELV-600-WH
NOVA NVELV-600-WH
NOVA T NTELV-300
SKYLARK SELV-600-WH
SKYLARK CONTOUR CTELV-303P
VIERTI VTELV-600-XXX

LEVITON:

6615
6672
6674/IPLO6
IPE04
IPI06
VP106
VPE04
VPM06
VRE04
VRM10
IP710

CONT.

DS710
DD710

CRESTRON:

CLW-DIMSWEX-P
P-DIMEX
GLX-DIM6
GLXX-2DIM8
CLW-DELVEX-E
CLW-DELVEX-P
CLX-2DIMFLV8
DIN-4DIMFLV4
CLS-EXP-DIMFLV
GLX-DIMFLV8
SELV-300P
CLS-C6
CLS-C6M
CLS-C6EX
CLS-C6MEX
CLS-C6MRF
CLS-C6RF
CLS-EXP-DIM
CLS-EXP-DIMU
CLX-1DIM4
CLX-1DIM8
CLX-2DIM2
CLX-2DIM8
CLX-1DELV4
DIN-1DIM4
DIN-1DIMU4
CLW-DIMEX-E
CLW-DIMEX-P
CLW-DIMSWEX-E

FEIT

BPMIMSMART/2